




Bring new life to PCs and Macs with ChromeOS Flex

Try the secure, cloud-first, easy-to-manage, and fast operating system for PCs and Macs. ChromeOS Flex is free to download and is a sustainable way to modernize your PCs and Macs. It's easy to deploy across your fleet or simply try it to see what a cloud-first OS has to offer.



Experience modern computing with ChromeOS Flex

Install ChromeOS Flex on your PCs and Macs so they are more secure, boot fast, don't slow down over time, update automatically in the background, and can be managed from the cloud.

Proactive security

- Blocked executables and sandboxing technology eliminates the need for antivirus software
- IT controls prevent data loss on lost or stolen devices

Fast deployment and easy management

- Deploy ChromeOS Flex across your fleet via USB or network deployment and cloud profiles sync settings almost instantly
- Use the Google Admin console to manage updates and configure device policies remotely

Fast, modern work experience from anywhere

- Devices boot quickly, don't slow down over time, and update in the background every four weeks
- Experience fast access to VDI and web apps with an intuitive, clutter-free, and reliable experience

Make the most of your existing hardware

- Refresh your older devices with a modern OS and extend their lifespan to reduce e-waste
- Deploy a sustainable solution that uses 19%* less energy on average, while experiencing lower total cost of ownership

Manage and secure your ChromeOS Flex fleet with Chrome Enterprise Upgrade

Chrome Enterprise Upgrade unlocks the built-in business capabilities of ChromeOS Flex devices. Use Chrome Enterprise Upgrade to secure and manage them alongside Chromebooks in the cloud-based Google Admin console.




Go green:

The most sustainable device, is one that has already been manufactured.

*Sutton-Parker, J. (2022), 'Quantifying greenhouse gas abatement delivered by alternative computer operating system displacement strategies'. 1877-0509. Procedia Computer Science. Amsterdam, the Netherlands: Science Direct, Elsevier B.V.

How it works

A USB drive is all you need to experience ChromeOS Flex on your PC or Mac. It only takes a few minutes to get set up, and we'll walk you through it.




Step 1

Create a bootable ChromeOS Flex USB drive, and try ChromeOS Flex without installing it.



Step 2

When you're ready, install ChromeOS Flex on your PC or Mac to replace your operating system.



Step 3

Deploy ChromeOS Flex to more devices in your organization via a USB drive or network deployment.

When to consider ChromeOS Flex

Whether you're just learning about ChromeOS or looking to accelerate your cloud-first OS deployment, ChromeOS Flex makes it easier than ever.



Easily try modern computing with cloud-based management without making a device purchase.



Reduce e-waste and extend the life of your existing devices by transforming them with a modern OS.



Deploy a cloud-first OS on specialized hardware for unique use cases like kiosks or digital signage.

We constantly test and certify devices to effectively run on ChromeOS Flex, and currently have over 400 different certified devices to choose from, with more on the way.

[Learn more](#)

Try ChromeOS Flex today

Learn more about how to install, which devices work best with ChromeOS Flex, and how you can go cloud-first today.



Get started at goo.gl/ChromeOSFlex

